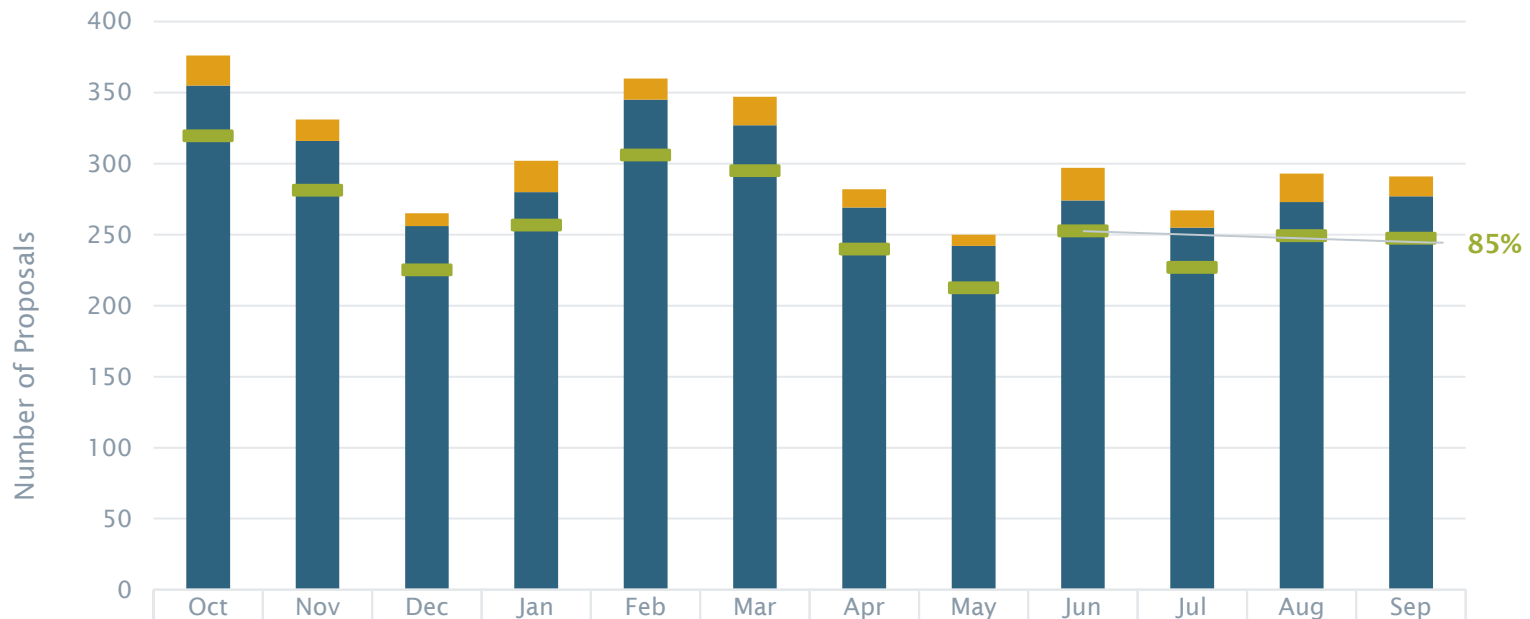


### Monthly CSS RA Proposal Submissions by On-time/Late to SPO



■ Late	21	15	9	22	15	20	13	8	23	12	20	14
■ On-time	355	316	256	280	345	327	269	242	274	255	273	277
— Target % on-time proposals	320	281	225	257	306	295	240	213	252	227	249	247

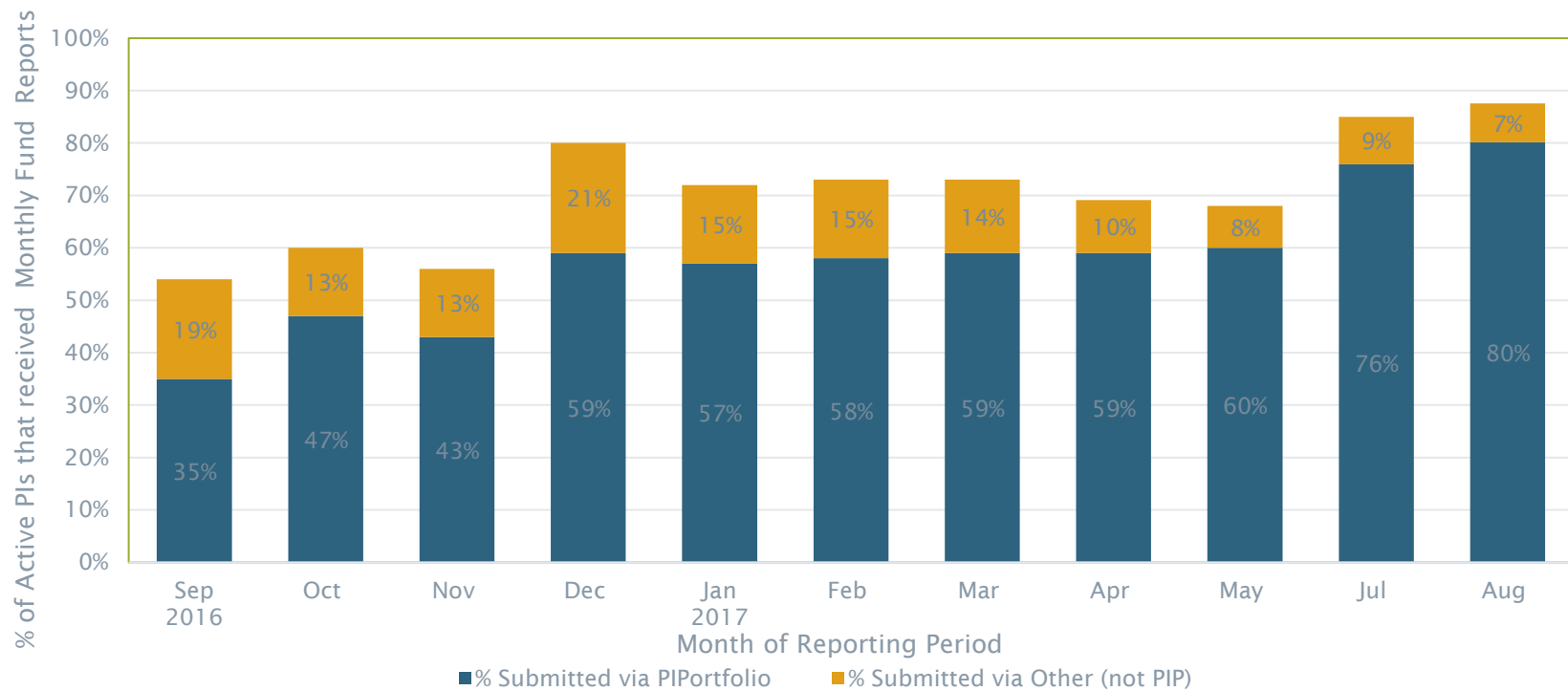
**Target:** At least 85% of proposals will be submitted on-time to the UC Berkeley Sponsored Projects Office (SPO).

**Analysis:** CSS RA consistently exceeds its service level target of submitting proposals on-time to SPO. No significant correlation between monthly proposal volume of submitted proposals and timeliness.

**Other Notes:** none

### Percentage of PIs that Received their Monthly Fund Reports via PI Portfolio (PIP) by Reporting Period

(excludes Service Team 2)

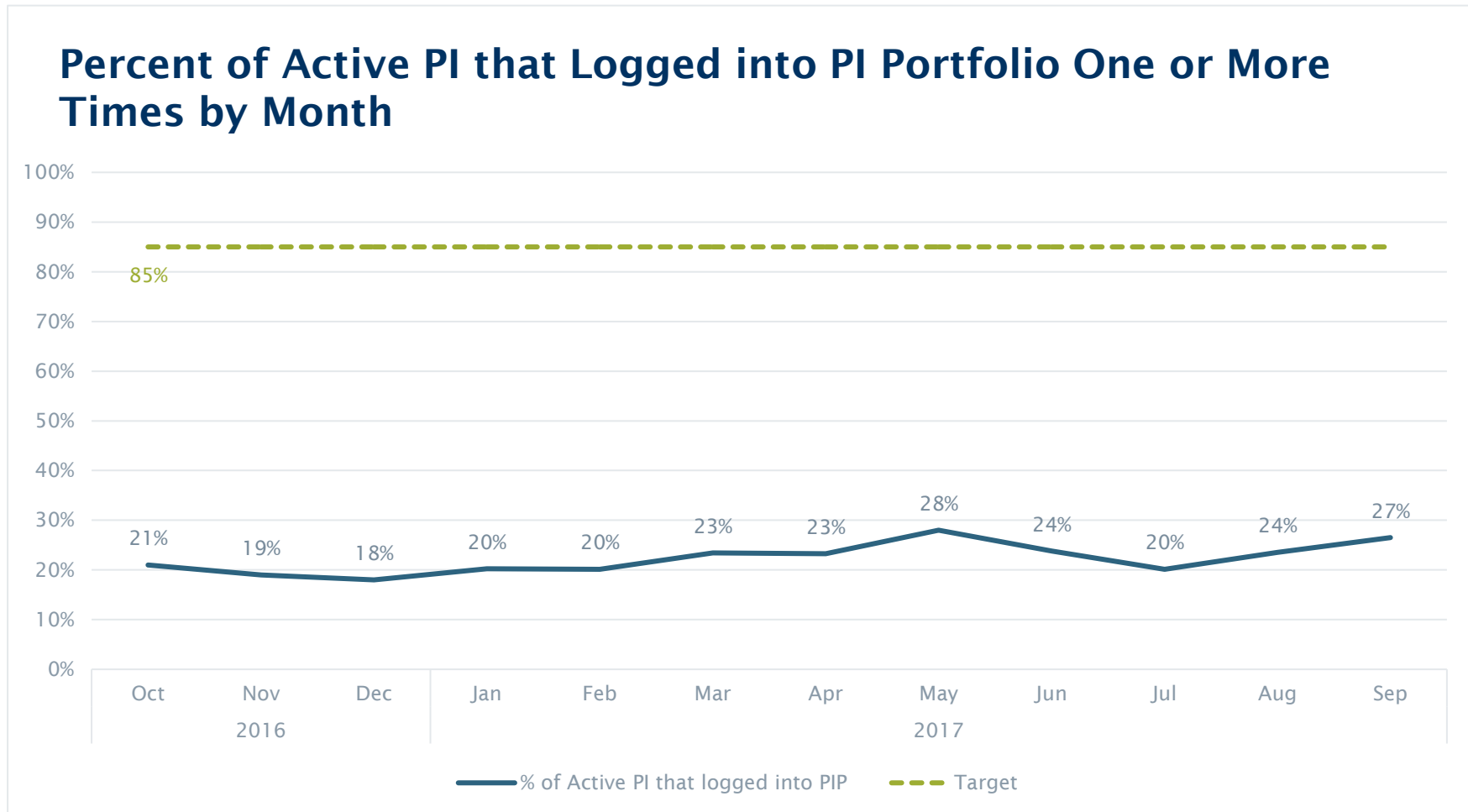


**Target:** Every month, at 100% of Active PIs who require a monthly report will receive a fund portfolio report for the Reporting Period during the ledger close date to the 10th of the following month.

**Analysis:** Report submission remains consistent and PIP adoption levels increased over last three months.

**Notes:** "On-time" is defined as report sent to PI within approximately 4 weeks after the reporting period ledger close date. "Active PI" is defined as a faculty member with one or more sponsored research active funds that requires post-award management. No reports sent in June.

**Source:** Manually maintained Smartsheet Log for Teams Blue/Gold Reporting, Aug 2017



**Target:** Each month, at least 85% of Active PIs will log in to PIP to view their fund portfolio reports.

**Analysis:** PI usage of PIP increased by 3% this month; highest percentage we've seen in last 4 months.

**Notes:** "Active PI" is defined as a faculty member with one or more sponsored research active funds that requires post-award management.

**Source:** Data provided by Teal Sexton of IST's PIP team, 10/11/17